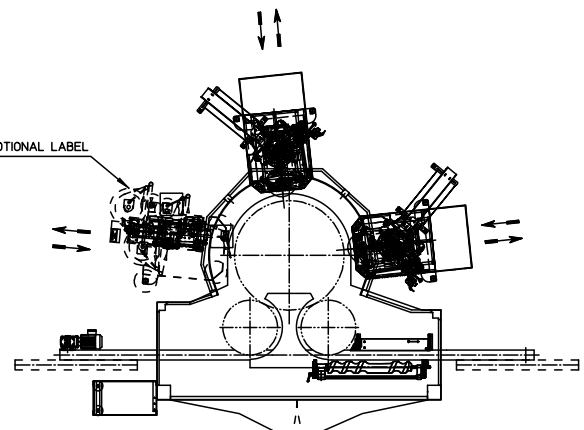
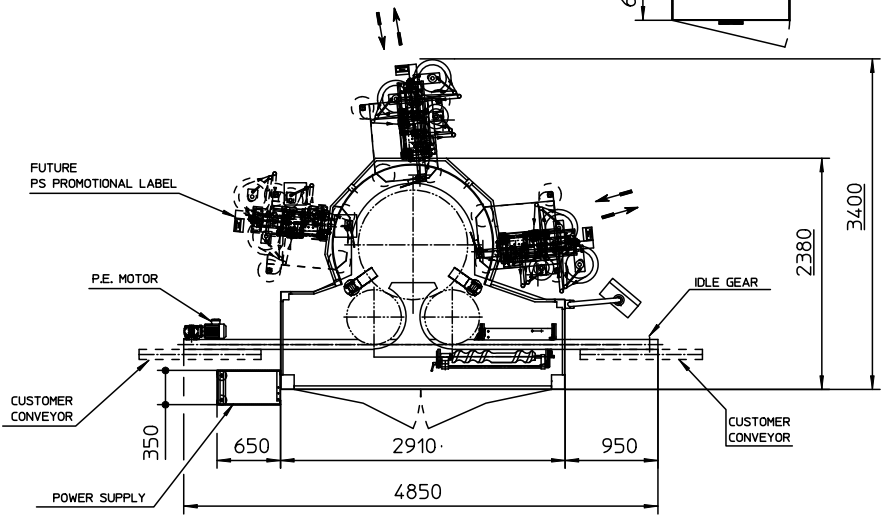
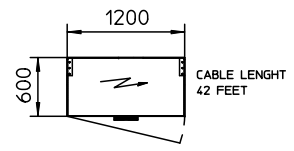


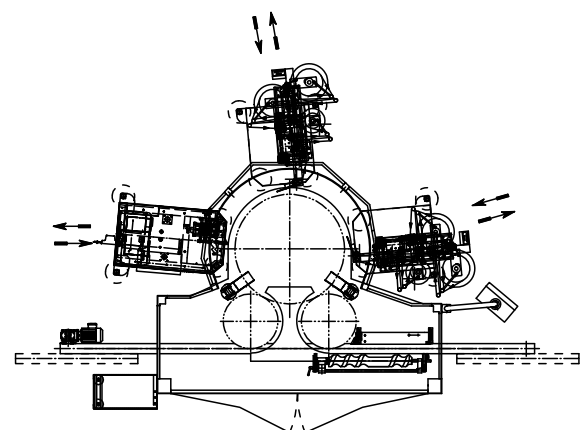
VERSION 2° HOT MELT



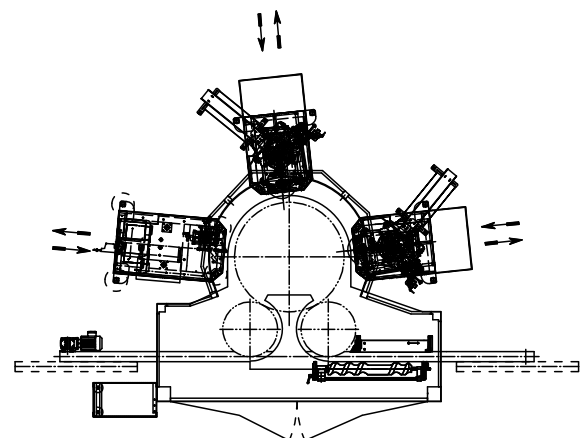
VERSION 4° FUTURE COLD-GLUE CONFIGURATION



VERSION 1° PRESSURE SENSITIVE



VERSION 3° PRESSURE SENSITIVE



VERSION 5° FUTURE COLD-GLUE CONFIGURATION

PRELIMINARY

POTENZA INSTALLATA 12 Kw
 PRESSIONE ESERCIZIO 4 Bar
 CONSUMO ARIA COMPRESSA 5 Mc/H

POWER INSTALLED 12 Kw
 OPERATING PRESSURE 4 Bar
 COMPRESSED AIR CONSUMPTION 5 Mc/H

PUISSANCE INSTALLEE 12 Kw
 PRESSION DE SERVICE 4 Bar
 CONSOMMATION D'AIR COMPRIE 5 Mc/H

Riferimento Cliente

P.E. USA CARRIAGE HOUSE

Denominazione **MODULAR 3 D.1120 16T 3S-3E**

HOT MELT NORDSON+MASTER



REVIS. N°	DISEGNATO	CONTROLLATO	APPROVATO	Scala
02	17-12-2009	.	---	1:40
BOZZELLINI A.				

Codice **MTD-0370**